



“FUNDS NOT REACHING DOWN”

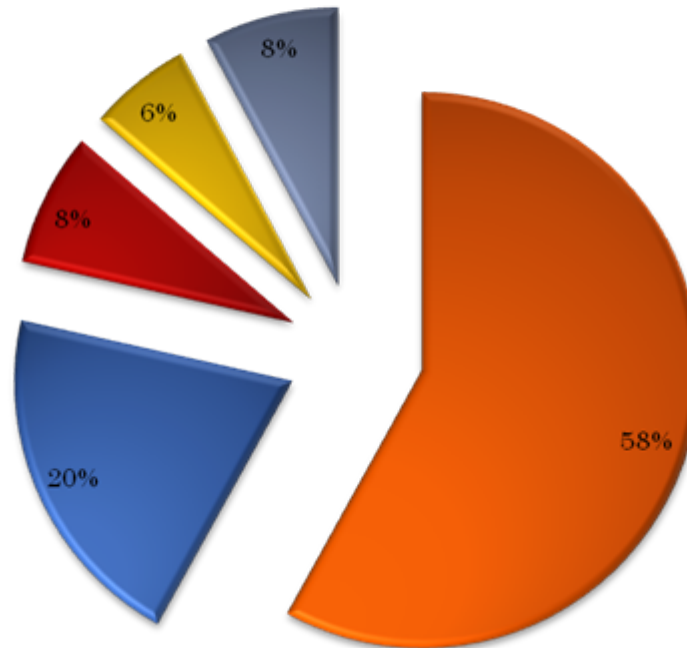
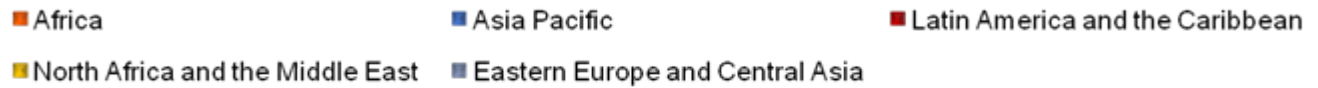
**Absorption of global fund monies in
Kenya, Tanzania and Uganda**

**By
James Kamau
Kenya Treatment Access Movement
(KETAM)**

CONTEXT: REGIONAL DISTRIBUTION OF GLOBAL FUND

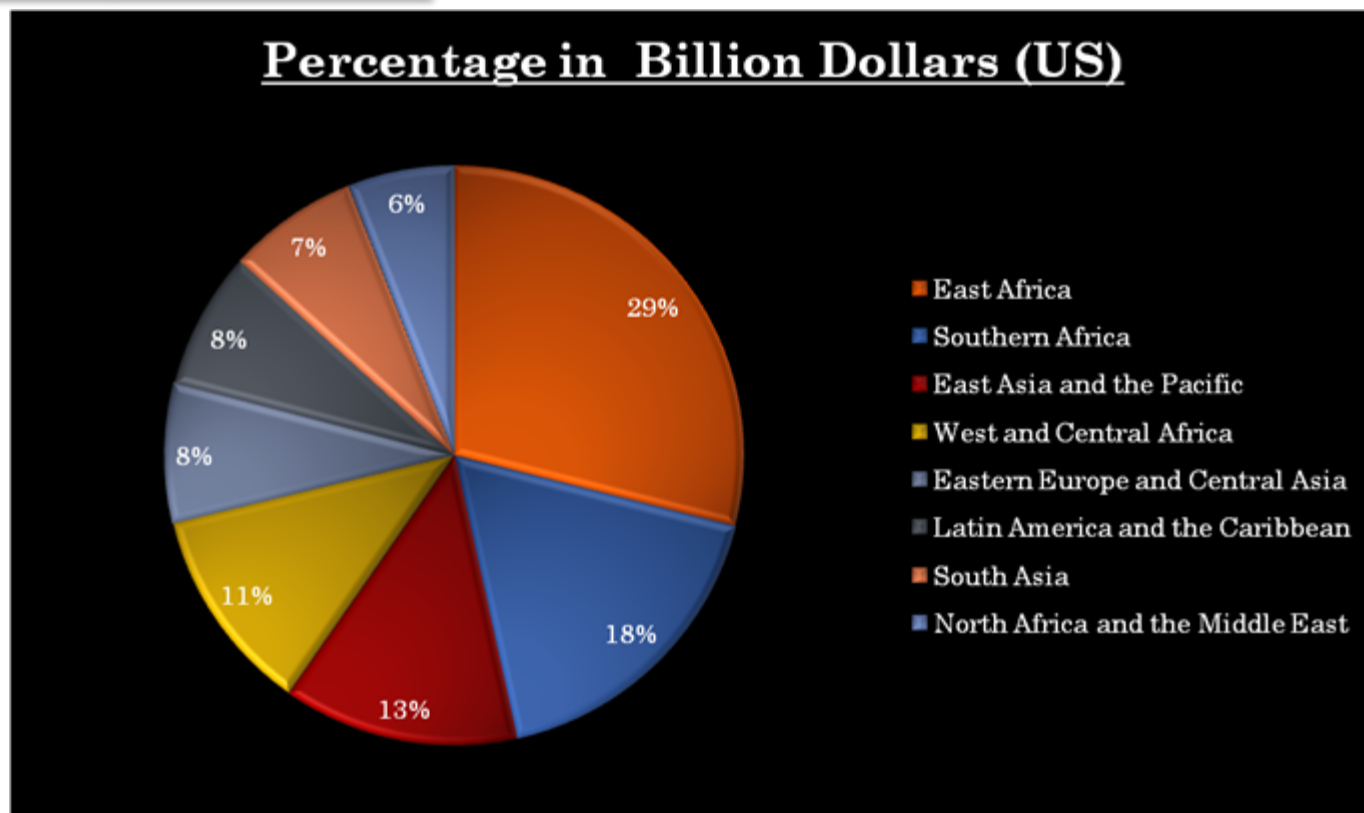
<u>Region</u>	<u>Amount in Billion Dollars (US)</u>
Africa	6.7
Asia Pacific	2.36
Latin America and the Caribbean	0.89
North Africa and the Middle East	0.69
Eastern Europe and Central Asia	0.9

Percentage in US Dollars



GLOBAL FUND SUB-REGIONAL DISTRIBUTION:


Region	Amount in Billion Dollars (US)
East Africa	3.34
Southern Africa	2.03
East Asia and the Pacific	1.52
West and Central Africa	1.33
Eastern Europe and Central Asia	0.9
Latin America and the Caribbean	0.89
South Asia	0.84
North Africa and the Middle East	0.69



COUNTRY

	<u>Kenya</u>	<u>Uganda</u>	<u>Tanzania</u>
Global Fund Approved Rounds	Seven	Seven	Eight
Total Funds Requested	467,909, 711	683,831,269	1,332,963,135
Funds Approved	367,075,960	426,637,962	820,766,491
Funds Approved for	Hiv/Aids (1,2,7), Malaria (2,4,), TB (2,5,6)	Hiv/Aids (1,3,7), Malaria (2,4,7), TB (2,6)	Hiv/Aids (1,3, 4,8), Malaria (1,4,7,8), TB (3,6)
Total Population	36,000,000	30,000,000	39,000,000
<u>Hiv/Aids</u>			
Number of people with is HIV	1.4 million	1 million	1.4 million
Prevalence	7.4%	5.4%	6.4%
Number of people on ARVs	230,000	115,000	136,000
Number of people requiring ARVs	460,000	350,000	440,000
Number of Deaths per day	384	250	385
<u>TB</u>			
TB Prevalence	122,126	167,703	180,936
Incidences	140,548	106,037	123,140
<u>Malaria</u>			
Reported Cases	124,197	12,000,000	10,712,526
Reported Deaths per year	135	8,450	14,156
Estimated Deaths per year	18, 067	41,256	56,728

CHALLENGES AFFECTING ABSORPTION CAPACITY:

- Late Application;
 - Applications not meeting standards of Global Fund ;
 - Late Reporting;
 - Poor Accounting:
 - Uganda loses **12 Million US Dollars** over poor accountability.
 - Kenya loses **24 Million US Dollars** over poor accountability.
 - Tanzania loses **\$750 000** over poor accountability and theft
- (recent press headlines)
 - Complacency of Civil society;
 - Corruption and issues governance;
 - Country Coordinating Mechanism (CCM) being in office for a long time;
- 

INCIDENCES OUTLINING CHALLENGES TO ABSORPTION CAPACITY - KENYA (HIV/AIDS):

- “Global disbursed **USD 26,454,882** which was **72%** of funds available for Phase 1 of Round 2 to be used within **24 months**. On the **23rd Month**, only **43%** of the funds had been used”.
- Funds were available to support **300 VCT sites** within a period of **16 months**, but only managed **58 sites**, which is **19%**.
- Funds were available to counsel/testing **365,300 people** within **16 months**, only **46,103** were counselled and tested, **13%**.



FOOD FOR THOUGHT

- Due to the current economic recession, all countries granted round 8, grants are being reduced by 10% and the date for the call for proposal for Round 9 have been moved to June 2009, What next?
- Abuja Declaration and the 15% commitment by states need to be looked at;
- With absorption capacity clearly an issue, then how will the 15% make a difference? Is the analyses of the finance ministers accurate?
- Do we need to critically look at issues of governance;



**THANK YOU FOR
YOUR ATTENTION!**

